

LIGHT-CAP® 9622 LED Casting Resin

APPLICATIONS

- Instant Casting of LEDs
- LED Die Attach
- Colorless Cavity Molding
- Rapid Forming of Protective Optical Lens for High-Intensity LEDs

FEATURES

- UV/visible Light Cure for Fastest Processing
- High Viscosity for Dome Shape
- Very Low VOCs
- One Part, No Mixing Required

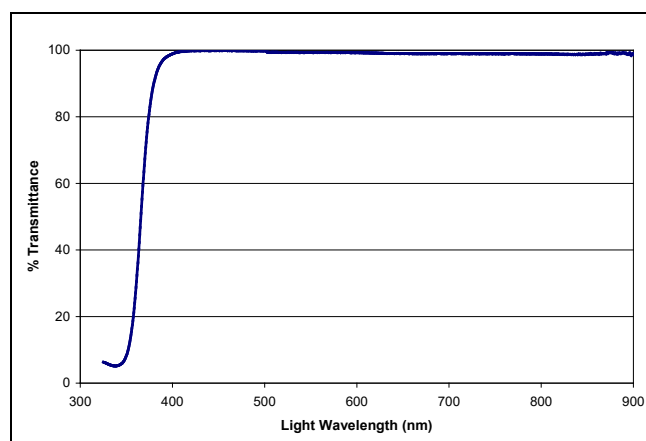
OTHER FEATURES

- Heat Resistant to 100°C
- Resistant to Long-Term UV Exposure
- High Light Transmittance
- Durometer Between Silicone and Epoxy

Dymax LIGHT-CAP® 9622 is designed for rapid, room-temperature coating of LED arrays. This product is optimized for applications where production speed is critical and the continuous operating temperature is below 100°C. Dymax LIGHT-CAP® materials contain no nonreactive solvents and cure upon exposure to light. Their ability to cure in seconds enables faster processing, greater output, and lower processing costs. When cured with Dymax light-curing spot lamps, focused-beam lamps, or flood lamps, they deliver optimum speed and performance for LED protection. Dymax lamps offer the ideal balance of UV and visible light for the fastest, deepest cures. This product is in full compliance with RoHS Directives 2015/863/EU and 2011/65/EU.

UNCURED PROPERTIES *

Property	Value	Test Method
Solvent Content	No Nonreactive Solvents	N/A
Chemical Class	Acrylated Urethane	N/A
Appearance	Clear Transparent Gel	N/A
Soluble in	Organic Solvents	N/A
Density, g/ml	1.10	ASTM D1875
Viscosity, cP (20 rpm)	12,000 (nominal)	ASTM D1084

LIGHT TRANSMITTANCE **


** Measured at 0.03 mm [0.001" in] per DSTM-501

CURED MECHANICAL PROPERTIES *

Property	Value	Test Method
Durometer Hardness	D65	ASTM D2240
Tensile at Break, MPa [psi]	7.6 [1,100]	ASTM D638
Elongation at Break, %	8	ASTM D638
Modulus of Elasticity, MPa [psi]	110 [16,000]	ASTM D638
Glass Transition T_g , °C	88	DSTM 256†
CTE $_{\alpha 1}$, $\mu\text{m}/\text{m}/^\circ\text{C}$	138	ASTM E831
CTE $_{\alpha 2}$, $\mu\text{m}/\text{m}/^\circ\text{C}$	180	ASTM E831

OTHER CURED PROPERTIES *

Property	Value	Test Method
Refractive Index (20° C)	1.49	ASTM D542
Boiling Water Absorption, % (2 hr)	3.3	ASTM D570
Water Absorption, % (25° C, 24 hr)	1.4	ASTM D570
Linear Shrinkage, %	1.6	ASTM D2566

* Not Specifications

N/A Not Applicable

† DSTM Refers to Dymax Standard Test Method

© 2018 Dymax Corporation. All rights reserved. All trademarks in this guide, except where noted, are the property of, or used under license by Dymax Corporation, U.S.A.

Technical Data collected prior to 2008

DCR# C17-0232

DC344

REV: E

ISSUE DATE: September, 2017

Dymax Corporation
+1.860.482.1010 | info@dymax.com | www.dymax.com

Dymax Europe GmbH
+49 611.962.7900 | info_de@dymax.com | www.dymax.de

Dymax Engineering Adhesives Ireland Ltd.
+353 21.237.3016 | info_ie@dymax.com | www.dymax.ie

Dymax Oligomers & Coatings
+1.860.626.7006 | info_oc@dymax.com | www.dymax-oc.com


Dymax UV Adhesives & Equipment (Shanghai) Co. Ltd.
+86.21.37285759 | dymaxasia@dymax.com | www.dymax.com.cn

Dymax UV Adhesives & Equipment (Shenzhen) Co. Ltd.
+86.755.83485759 | dymaxasia@dymax.com | www.dymax.com.cn

Dymax Asia (H.K.) Limited
+852.2460.7038 | dymaxasia@dymax.com | www.dymax.com.cn

Dymax Asia Pacific Pte. Ltd.
+65.6752.2887 | info_ap@dymax.com | www.dymax-ap.com

Dymax Korea LLC
+82.2.784.3434 | info_kr@dymax.com | www.dymax.com/kr



Rev. 05/18/2018

CURING GUIDELINES

Fixture time is defined as the time to develop a shear strength of 0.1 N/mm² [10 psi] between glass slides. Actual cure time typically is 3 to 5 times fixture time.

Dymax Curing System (Intensity)	Fixture Time or Belt Speed ^A
2000-EC (50 mW/cm ²) ^B	1 sec
5000-EC (200 mW/cm ²) ^B	<1 sec
BlueWave® 200 (10 W/cm ²) ^B	0.4 sec
UVCS Conveyor with one 5000-EC (200 mW/cm ²) ^C	8.5 m/min [28 ft/min]
UVCS Conveyor with Fusion F300S (2.5 W/cm ²) ^C	Not recommended

A Curing through light-blocking substrates may require longer cure times if they obstruct wavelengths used for light curing (320-400 nm for UV light curing, 320-450 nm for UV/visible light curing). These fixture times/belt speeds are typical for curing thin films through 100% light-transmitting substrates.

B Intensity was measured over the UVA range (320-395 nm) using a Dymax ACCU-CAL™ 50 Radiometer.

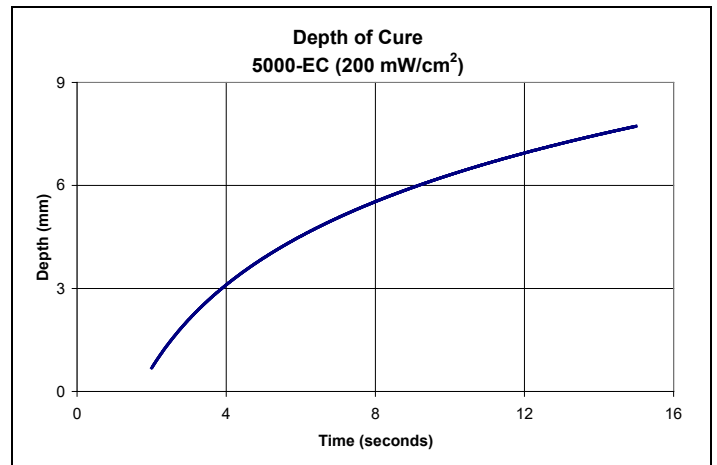
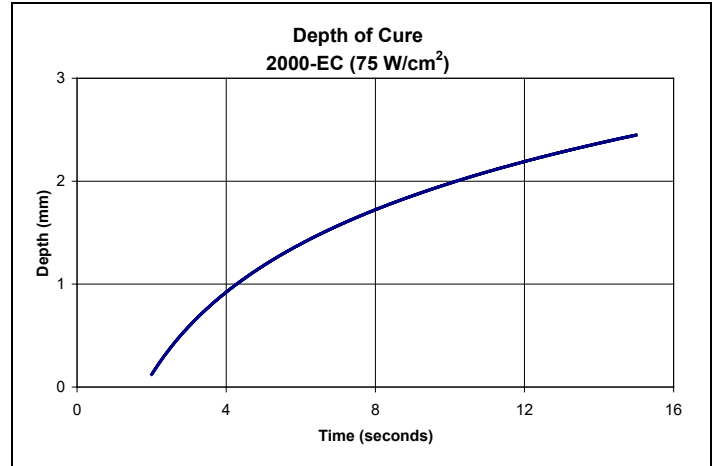
C At 53 mm [2.1 in] focal distance. Maximum speed of conveyor is 8.2 m/min [27 ft/min]. Intensity was measured over the UVA range (320-395 nm) using the Dymax ACCU-CAL™ 100 Radiometer.

Full cure is best determined empirically by curing at different times and intensities, and measuring the corresponding change in cured properties such as tackiness, adhesion, hardness, etc. Full cure is defined as the point at which more light exposure no longer improves cured properties. Higher intensities or longer cures (up to 5x) generally will not degrade Dymax light-curable materials.

Dymax recommends that customers employ a safety factor by curing longer and/or at higher intensities than required for full cure. Although Dymax Application Engineering can provide technical support and assist with process development, each customer ultimately must determine and qualify the appropriate curing parameters required for their unique application.

DEPTH OF CURE

The graphs below show the increase in depth of cure as a function of exposure time with two different lamps at different intensities. A 9.5 mm [0.37 in] diameter specimen was cured in a polypropylene mold and cooled to room temperature. It was then released from the mold and the cure depth was measured.



OPTIMIZING PERFORMANCE AND HANDLING

1. This product cures with exposure to UV and visible light. Exposure to ambient and artificial light should be kept to a minimum before curing. Dispensing components including needles and fluid lines should be 100% light blocking, not just UV blocking.
2. All surfaces in contact with the material should be clean and free from flux residue, grease, mold release, or other contaminants prior to dispensing the material.
3. Cure speed is dependent upon many variables, including lamp intensity, distance from the light source, required depth of cure, thickness, and percent light transmission of components between the material and light source.
4. Oxygen in the atmosphere may inhibit surface cure. Surfaces exposed to air may require high-intensity (>100 mW/cm²) UV light to produce a dry surface cure. Flooding the curing area with an inert gas, such as nitrogen, can also reduce the effects of oxygen inhibition.
5. Parts should be allowed to cool after cure before testing and subjecting to any loads or electrical testing.
6. Light curing generally produces some heat. If necessary, cooling fans can be placed in the curing area to reduce the heating effect on components.
7. At the point of curing, an air exhaust system is recommended to dissipate any heat and vapors formed during the curing process.

DISPENSING THE RESIN

This material may be dispensed with a variety of manual, semi-automated and fully automated fluid delivery systems. Small area applications including beads and small dots can be achieved using hand-held Dymax dispensing systems like our SD-100 syringe dispenser and our Model 400 needle valve systems. The valve system can be used in a manual, semi-automated or fully automated application. Dymax has several other dispensing systems that may be suitable for use with our masking materials. Questions relating to and defining the best fluid delivery system and curing equipment for specific applications should be discussed with the Dymax Application Engineering Team.

CLEAN UP

Uncured material may be removed from dispensing components and parts with organic solvents. Cured material will be impervious to many solvents and difficult to remove. Cleanup of cured material may require mechanical methods such as ultrasonic bath, water jet, vacuum tweezers, air knife and/ or warming to aid in the removal.

STORAGE AND SHELF LIFE

Store the material in a cool, dark place when not in use. Do not expose to light. This product may polymerize upon prolonged exposure to ambient and artificial light. Keep covered when not in use. This material has a 12-month shelf life from date of shipment, unless otherwise specified, when stored between 10°C [50°F] and 32°C [90°F] in the original, unopened container, with the exception of pails. Pails have a six-month shelf life.

GENERAL INFORMATION

This product is intended for industrial use only. Keep out of the reach of children. Avoid breathing vapors. Avoid contact with skin, eyes, and clothing. Wear impervious gloves. Repeated or continuous skin contact with uncured material may cause irritation. Remove material from skin with soap and water. Never use organic solvents to remove material from skin and eyes. For more information on the safe handling of this material, please refer to the Safety Data Sheet before use.

The data provided in this document are based on historical testing that Dymax performed under laboratory conditions as they existed at that time, and are for informational purposes only. The data are neither specifications nor guarantees of future performance in a particular application. Dymax does not guarantee that this product's properties are suitable for the user's intended purpose.

Numerous factors—including, without limitation, transport, storage, processing, the material with which the product is used, and the ultimate function or purpose for which the product was obtained—may affect the product's performance and/or may cause the product's actual behavior to deviate from its behavior in the laboratory. None of these factors are within Dymax's control. Conclusions about the behavior of the product under the user's particular conditions, and the product's suitability for a specific purpose, cannot be drawn from the information contained in this document.

It is the user's responsibility to determine (i) whether a product is suitable for the user's particular purpose or application and (ii) whether it is compatible with the user's intended manufacturing process, equipment, and methods. Under no circumstances will Dymax be liable for determining such suitability or compatibility. Before the user sells any item that incorporates Dymax's product, the user shall adequately and repetitively test the item in accordance with the user's procedures and protocols. Unless specifically agreed to in writing, Dymax will have no involvement in, and shall under no circumstances be liable for, such testing.

Dymax makes no warranties, whether express or implied, concerning the merchantability of this product or its fitness for a particular purpose. Nothing in this document should be interpreted as a warranty of any kind. Under no circumstances will Dymax be liable for any injury, loss, expense or incidental or consequential damage of any kind allegedly arising in connection with the user's handling, processing, or use of the product. It is the user's responsibility to adopt appropriate precautions and safeguards to protect persons and property from any risk arising from such handling, processing, or use.

The specific conditions of sale for this product are set forth in Dymax's Conditions of Sale which are available at <https://www.dymax.com/index.php/en/resources/sales-terms-conditions>. Nothing contained herein shall act as a representation that the product use or application is free from patents owned by Dymax or any others. Nothing contained herein shall act as a grant of license under any Dymax Corporation Patent.

Except as otherwise noted, all trademarks used herein are trademarks of Dymax. The "®" symbol denotes a trademark that is registered in the U.S. Patent and Trademark Office.

The contents of this document are subject to change. Unless specifically agreed to in writing, Dymax shall have no obligation to notify the user about any change to its content.