


# UVCS SideCure™ UV Curing Conveyor System

## With Multiple UV Curing Flood Lamp Options

The DYMAX UVCS SideCure™ conveyor system is designed for the UV curing of DYMAX adhesives and coatings from the left, right, and/or top. The *SideCure* conveyor can be outfitted with up to eight 5000-EC UV curing flood lamps that offer complete shielding from UV light and consistent exposure times. The conveyor's 12" wide belt and 5" high side-curing capability makes the *SideCure* a very versatile UV curing solution. The *SideCure* conveyor is ideal for masking, medical, and electronic applications where 180° UV curing is required.



DYMAX UVCS SideCure™ Conveyor System Shown with  
Two Top-Mounted and Two Side-Mounted 5000-EC UV Curing Flood Lamps

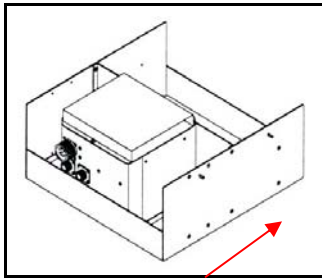
FEATURES	
Left, right, and top curing capability	Adjustable top lamp height and side lamp position
12" belt width (guides available to channel parts into center 6")	Can be outfitted with up to eight 5000-EC UV light-curing flood lamps
Controlled and consistent cure times	Integral vacuum hold-down and cooling system
Accepts parts up to 36" x 12" x 7" (L x W x H)	Accurate digital belt control and readout
7" maximum parts height	Benchtop conveyor (with optional transportation carrying cart)

# UVCS SideCure™ Lamp Configurations

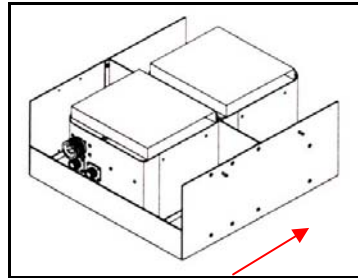
UVCS SideCure™ conveyors can be outfitted with **ONE** to **EIGHT** 5000-EC lamps as shown below. SideCure 5000-EC UV-curing flood lamps are sold separately.

## Top-Curing Configurations

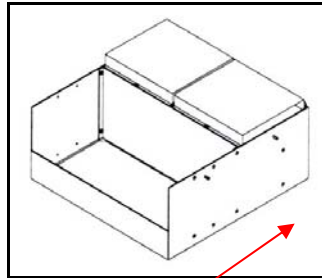
UVCS SideCure conveyors can be outfitted with **ONE** to **FOUR** 5000-EC lamps **ON TOP** as shown in the diagrams below. Where 5000-EC lamps are configured in series, the belt speed can be doubled, as compared to a single 5000-EC or two 5000-EC lamps side by side. SideCure 5000-EC lamps are sold separately.



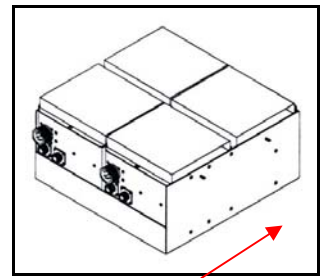
One 5000-EC lamp  
center-mounted  
6" wide single exposure



Two 5000-EC lamps  
center-mounted  
6" wide double exposure



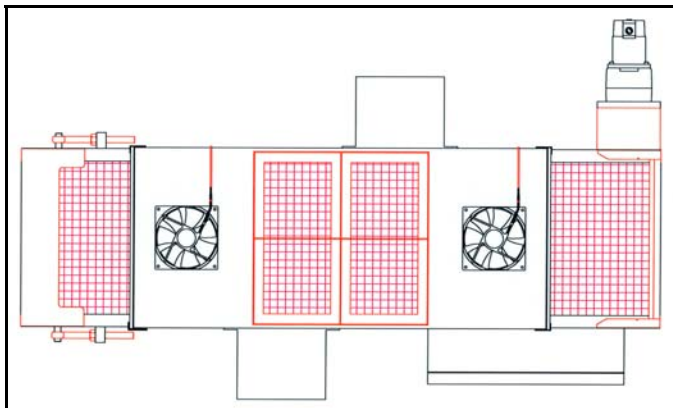
Two 5000-EC lamps  
full-width mounted  
12" wide single exposure



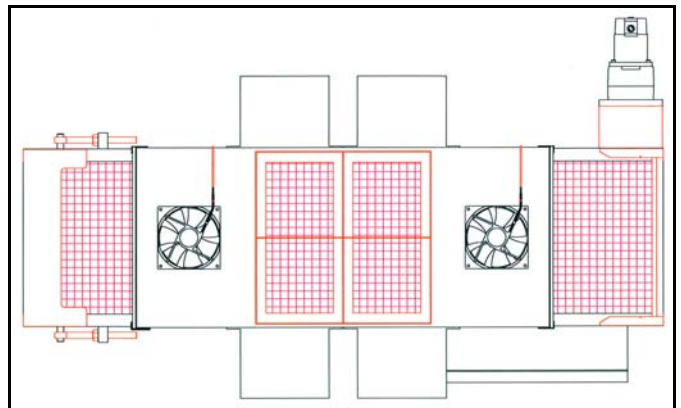
Four 5000-EC lamps  
full-width mounted  
12" wide double exposure

## Side-Curing Configurations

UVCS SideCure conveyors can be outfitted with **TWO** or **FOUR** 5000-EC lamps **ON THE SIDES** as shown in the diagrams below. Four side-mounted 5000-EC lamps provide twice the belt speed of two side-mounted 5000-EC configuration. SideCure 5000-EC lamps are sold separately.



View of SideCure Conveyor (from top)  
Shown with two 5000-EC lamps side-mounted



View of SideCure Conveyor (from top)  
Shown with four 5000-EC lamps side-mounted

# UVCS SideCure™ CONVEYOR SPECIFICATIONS AND FEATURES

	UVCS SideCure™ with TWO Side Lamps (lamps sold separately)		UVCS SideCure™ with FOUR Side Lamps (lamps sold separately)	
<b>Part Number</b>	<b>39767</b>	<b>39766</b>	<b>39939</b>	<b>39941</b>
<b>Voltage (VAC)</b>	120V	220/230V	120V	220/230V
<b>Amperage (Not including lamps)</b>	1.6A	0.8A	1.6A	0.8A
<b>Lamps (SideCure 5000-ECs)</b>	Up to six (sold separately)		Up to eight (sold separately)	
<b>Top Lamp Orientation</b> CM = Center Mounted FW = Full Width	Accessories included to configure top for any of the following as shown in the diagrams on page two (including part guides that channel parts into the center 6" for CM lamps): <b>One CM, Two CM, Two FW, Four FW</b>			
<b>Width of Area Illuminated From Top</b>	6" or 12" (depending upon # and orientation of lamps) (15 cm to 30 cm)			
<b>5000-EC Maximum UVA Intensity</b> (320-390 nm) using ACCU-CAL™ 150	225 mW/cm <sup>2</sup>			
<b>Side Lamp Adjustment</b>	From 3.5" to 6" off center (9 cm to 15 cm)			
<b>Top Lamp Adjustment</b>	From 6.25" to 9" off the belt (16 cm to 23 cm)			
<b>Maximum Parts Height</b>	7" (17.8 cm)			
<b>Belt Speeds (feet per minute)</b>	1-27 fpm			
<b>Belt Width</b>	12" (30.5 cm)			
<b>Overall Dimensions (L x W x H)</b> (Not including lamps)	51" x 30" x 21.5" (130 cm x 76 cm x 55 cm)			
<b>Overall Dimensions (L x W x H)</b> (Shipping crate, not including lamps)	70" x 44" x 28.5" (178cm x 12 cm x 72 cm)			
<b>Shipping Weight</b> (With Crates, without Lamps)	340 (154 KG)			

## SideCure™ 5000-EC UV CURING FLOOD LAMP SPECIFICATIONS AND FEATURES

	SideCure™ 5000-EC UV Curing Flood Lamp
<b>Part Number</b>	<b>39798<sup>1</sup></b>
<b>Initial Intensity</b>	225 mW/cm <sup>2</sup>
<b>Curing Area</b>	5" x 5" (12.7 cm x 12.7 cm)
<b>Working Distance</b>	2" - 6"
<b>Dimensions (L x W x H)</b>	<b>Power Supply:</b> 16" x 11.5" x 4" (40.6 cm x 29.2 cm x 10.2 cm) <b>Reflector Housing:</b> 6.5" x 6" x 6" (16.5 cm x 15.2 cm x 15.2 cm)
<b>Amperage</b>	4.6A/2.3A
<b>Voltage (VAC)</b>	90-265V, 50-60 Hz
<b>Bulb Warranty</b>	2,000 hours
<b>Typical Degradation</b>	< 20% over 2,000 hours
<b>Replacement Bulb Part Numbers</b>	<b>38560</b> Metal Halide (Standard, UVA, Longwave) <b>36970</b> Mercury (UVB, Shortwave) <sup>2</sup> <b>36658</b> Visible <sup>3</sup>

<sup>1</sup> These 5000-EC flood lamps are specifically designed for the SideCure conveyor. Intensity, footprint, and power requirements are identical, only the connections differ.

<sup>2</sup> These bulbs are primarily designed for curing UV inks and cationic epoxies.

<sup>3</sup> The bulbs are primarily designed for curing UV/visible curing adhesives through UV-blocked, but transparent substrates.

## ACCESSORIES AND REPLACEMENT PARTS

<b>ACCESSORIES</b>	
Extension Shield	<b>39209</b>
Transportation Cart	<b>39215</b>
ACCU-CAL™ 150 Radiometer	<b>40550</b>
<b>REPLACEMENT PARTS</b>	
Tunnel Light Curtain	<b>39807</b>
Replacement Belt	<b>39134</b>
Replacement Bulb (standard)	<b>38560</b>
SideCure™ 5000-EC UV Curing Flood Lamp	<b>39798</b>

### FREE DYMAX EQUIPMENT EVALUATION

Contact your DYMAX representative to initiate rental of DYMAX UV light-curing equipment. The highlights of the DYMAX Trial Rental/Lease program are:

- Two (2) weeks free evaluation and 3% per week thereafter
- Eight (8) weeks of rental fees are deducted from the price at purchase
- 50% of additional rental fees are deducted
- Customer pays shipping both ways

© 2000-2011 DYMAX Corporation. All rights reserved. All trademarks in this guide, except where noted, are the property of, or used under license by DYMAX Corporation, U.S.A. Please note that most dispensing and curing system applications are unique. DYMAX does not warrant the fitness of the product for the intended application. Any warranty applicable to the product, its application and use is strictly limited to that contained in DYMAX's standard Conditions of Sale. DYMAX recommends that any intended application be evaluated and tested by the user to insure that desired performance criteria are satisfied. DYMAX is willing to assist users in their performance testing and evaluation by offering equipment trial rental and leasing programs to assist in such testing and evaluation. Data sheets are available for valve controllers or pressure pots upon request. LIT201 3/30/2011

DYMAX Corporation  
860.482.1010  
info@dymax.com  
[www.dymax.com](http://www.dymax.com)

DYMAX Europe GmbH  
+49 (0) 611.962.7900  
info\_de@dymax.com  
[www.dymax.de](http://www.dymax.de)

DYMAX UV Adhesives &  
Equipment (Shenzhen) Co Ltd  
+86.755.83485759  
dymaxasia@dymax.com  
[www.dymax.com.cn](http://www.dymax.com.cn)

DYMAX Asia (Hong Kong) Ltd  
+852.2460.7038  
dymaxasia@dymax.com  
[www.dymax.com.cn](http://www.dymax.com.cn)

DYMAX Korea LLC  
82.2.784.3434  
info@dymax.kr  
[www.dymax.co.kr](http://www.dymax.co.kr)

